

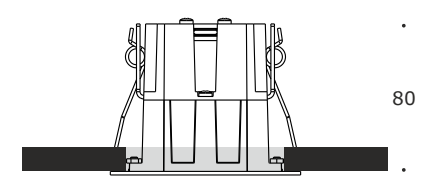
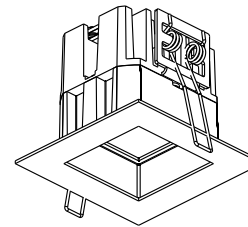
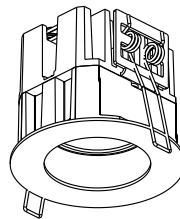
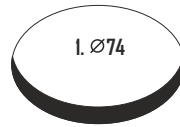
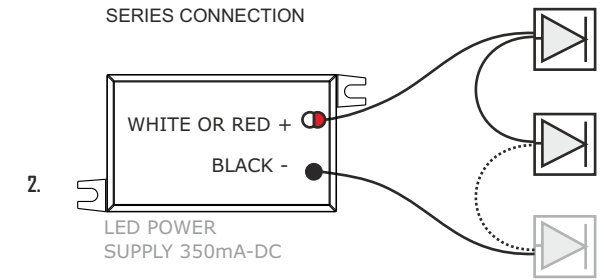


BLED ROUND 2175HW.XX  
2175W.XX  
2175WW.XX

BLED SQ 2176HW.XX  
2176W.XX  
2176WW.XX

## BLED

1. CUT OUT THE REQUIRED MOUNTING APERTURE IN THE SUSPENDED CEILING.
2. MAKE THE ELECTRICAL CONNECTION TO THE LED POWER SUPPLY.
3. FIX THE BODY TO THE CEILING.



• Ø 74 •  
cut out mm

DEKKO

12-16 DRAGAN TSANKOV BLVD  
1164 SOFIA,  
BULGARIA

T +359 (0)2 8168116  
F +359 (0)2 8168118

office@dekkonet  
[www.dekkonet](http://www.dekkonet)

