

LALUNA SUSPENSION



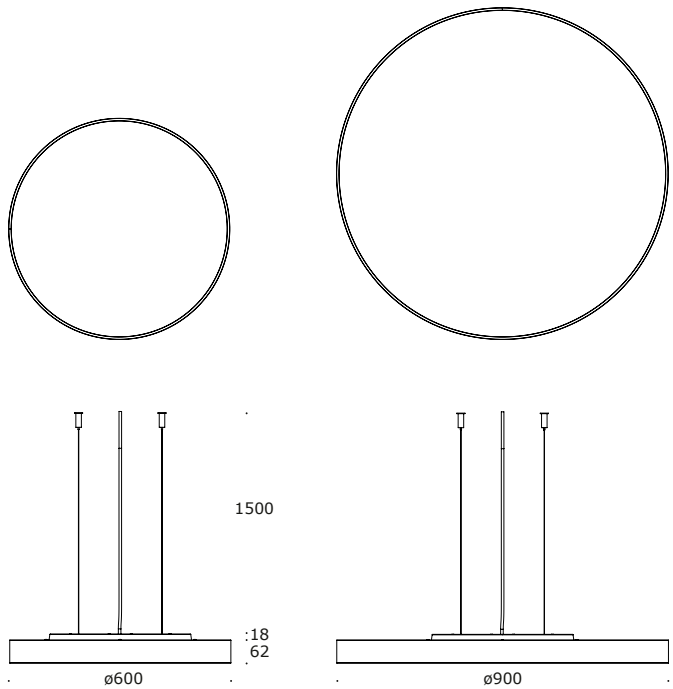
01 WHITE









02 BLACK

LaLuna is available in 2 sizes and can be surface mounted or with suspension. It consists of circular aluminium profile and acrylic matt diffuser for uniform illumination. Integrated control gear.





	600 mm	900 mm
reference	7151.xx WW/W	7152.xx WW/W
reference DALI	7151DD.xx WW/W	7152DD.xx WW/W
 wattage	48W	101W
 power supply	230V	230V
 lamp	PCboard / CRI 90+	PCboard / CRI 90+
 optics	diffused	diffused
	5800 	11450 

LA LUNA SUSPENSION ACCESSORIES



	recessed – 3x	recessed – 5x	surface – 3x	surface – 5x
reference	00016	00017	00011	00012